


Product data sheet

OndoSense CornerCube

Accessories for OndoSense *apex* & *reach*



CornerCube Options

Size	CC - 100	CC - 250
Side Length [mm]	100	250
Radar Cross Section [m ²]	70	2732
Object Detection Range [m]	0.5 - 20	10 - 30
Size [mm x mm x mm]	104 x 82 x 91	254 x 170 x 221
Weight	120g	690g
Material	1.4301	1.4301
Fastening	2x M6	2x M8
Temperature Range [°C]	-40 .. 400	-40 .. 400
Part No.	CC.0100.1000	CC.0250.1000

Notes on Use

A corner cube reflector serves three purposes:

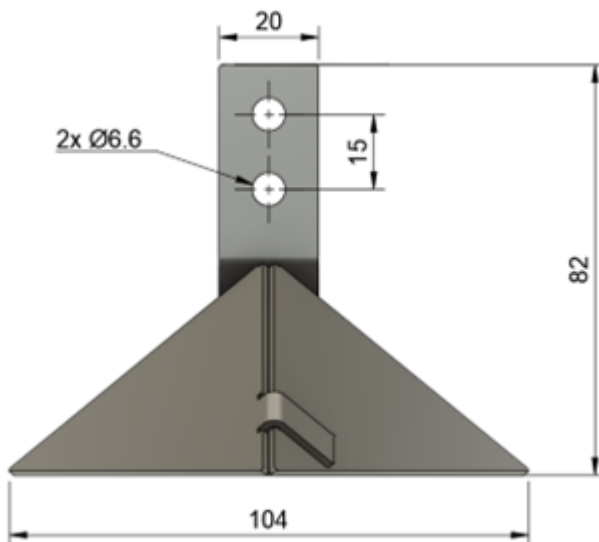
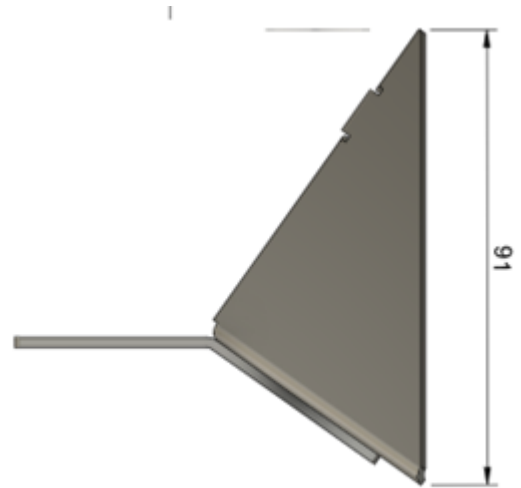
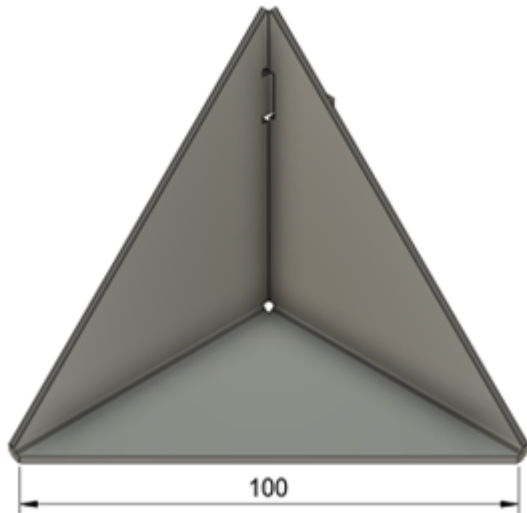
- Increase the signal strength received from a target.
- Increase the possible angle between sensor and target.
- Increase the precision of the measurement through an increase of the signal strength.

The reflector is not necessary for large targets, that are aligned perpendicular to the sensor. For example, a passenger car can be detected reliably up to a large distance without the need for a radar reflector if the side of the car is aligned perpendicular to the sensor.

Make sure that the reflector is safely fastened to the intended target. For strong vibrations or when mounted over-head, take extra pre-cautions when mounting the reflectors. The use of a safety rope attached to the reflectors is necessary for strong vibrations.

CC - 100 Dimensional Drawings

Dimension in mm



CC - 250 Dimensional Drawings

Dimension in mm

